

## Work

60x60, 30x60, 60x120, 40x80, 80x80



# Work

60x60, 30x60, 60x120



RETTIFICATO  
Rectified - Rectifié - Rektifiziert  
UNI EN 14411 - G Bla



WORK QUARZO 60x120 ▲ 55



WORK QUARZO 30x60 ▲ 38



WORK QUARZO 60x60 ▲ 38



WORK ARDESIA 60x120 ▲ 55



WORK ARDESIA 30x60 ▲ 38



WORK ARDESIA 60x60 ▲ 38

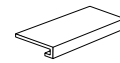
Per una posa planare si consiglia la posa con distanziatori, pag. 598  
For a levelling installation we recomended laying with spacers page 598  
Fuer eine korrekte Verlegung wird empfohlen, nivellierende Abstandshalter / Keile als Verlegehilfe zu verwenden. Seite 598  
Pour une pose plat nous Vous conseillons la pose avec croisillons nivelants, pag. 598

## PEZZI SPECIALI

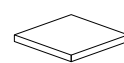
special pieces. pièces spéciales. Formteile



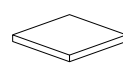
BATTISCOPA 7,5x60  
pc.box 15 ■ 24



GRADONE COSTA RETTA 33x60  
pc.box 6 ■ 87



ANGOLARE COSTA RETTA DX 33x30  
pc.box 2 ■ 87



ANGOLARE COSTA RETTA SX 33x30  
pc.box 2 ■ 87

Vendita solo a scatole complete  
To be sold as full box only  
Uniquement en boîtes entières  
Abnahme nur volle Pakete

FORMATO size /format/Formato	SCATOLE boxes /boites/Kartons			PALETTE pallets /palettes/Paletten		
	PZ.	MQ	KG	BOX	MQ	KG
30x60	6	1,08	25	40	43,2	1000
60x60	4	1,44	28,5	27	38,88	800
60x120	2	1,44	40	27	38,88	1080

# Work

60x60, 30x60, 60x120



RETTIFICATO  
Rectified - Rectifié - Rektifiziert  
UNI EN 14411 - G Bla



WORK CEMENTO 60x120 ▲ 55



WORK CEMENTO 30x60 ▲ 38



WORK CEMENTO 60x60 ▲ 38



WORK INSERTO CUBE 1/2/3/4 CEMENTO 60x60 ▲ 51



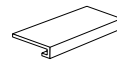
Per una posa planare si consiglia la posa con distanziatori, pag. 598  
For a levelling installation we recomended laying with spacers page 598  
Fuer eine korrekte Verlegung wird empfohlen, nivellierende Abstandshalter / Keile als Verlegehilfe zu verwenden. Seite 598  
Pour une pose plat nous Vous conseillons la pose avec croisillons nivelants, pag. 598

## PEZZI SPECIALI

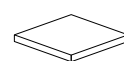
special pieces. pièces spéciales. Formteile



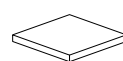
BATTISCOPA 7,5x60  
pc.box 15 ■ 24



GRADONE COSTA RETTA 33x60  
pc.box 6 ■ 87



ANGOLARE COSTA RETTA DX 33x30  
pc.box 2 ■ 87



ANGOLARE COSTA RETTA SX 33x30  
pc.box 2 ■ 87





Vendita solo a scatole complete  
To be sold as full box only  
Uniquement en boîtes entières  
Abnahme nur volle Pakete

FORMATO size /format/Formato	SCATOLE boxes /boites/Kartons			PALETTE pallets /palettes/Paletten		
	PZ.	MQ	KG	BOX	MQ	KG
30x60	6	1,08	25	40	43,2	1000
60x60	4	1,44	28,5	27	38,88	800
60x120	2	1,44	40	27	38,88	1080

Work  
60x60



RETTIFICATO  
Rectified - Rectifié - Rektifiziert  
UNI EN 14411 - G Bla



Work ardesia  
Work inserto edge quarzo

WORK INSERTO EDGE 1/2/3/4 QUARZO 60x60

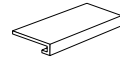
▲ 51

PEZZI SPECIALI

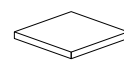
special pieces. pièces spéciales. Formteile



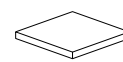
BATTISCOPA 7,5x60  
pc.box 15 ■ 24



GRADONE COSTA RETTA 33x60  
pc.box 6 ■ 87



ANGOLARE COSTA RETTA DX 33x30  
pc.box 2 ■ 87



ANGOLARE COSTA RETTA SX 33x30  
pc.box 2 ■ 87

Vendita solo a scatole complete  
To be sold as full box only  
Uniquement en boîtes entières  
Abnahme nur volle Pakete

Per una posa planare si consiglia la posa con distanziatori, pag. 598  
For a levelling installation we recomended laying with spacers page 598  
Fuer eine korrekte Verlegung wird empfohlen, nivellierende Abstandshalter / Keile als Verlegehilfe zu verwenden. Seite 598  
Pour une pose plat nous Vous conseillons la pose avec croisillons nivelants, pag. 598

FORMATO size /format/Formate	SCATOLE boxes /boites/Kartons			PALETTE pallets /palettes/Paletten		
	PZ.	MQ	KG	BOX	MQ	KG
60x60	4	1,44	28,5	27	38,88	800



# Work

60x60, 30x60, 60x120



RETTIFICATO  
Rectified - Rectifié - Rektifiziert  
UNI EN 14411 - G Bla



WORK SABBIA 60x120 ▲ 55



WORK SABBIA 30x60 ▲ 38



WORK SABBIA 60x60 ▲ 38



WORK BRONZO 60x120 ▲ 55



WORK BRONZO 60x60 ▲ 38



WORK BRONZO 60x60 ▲ 38

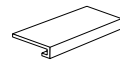
Per una posa planare si consiglia la posa con distanziatori, pag. 598  
For a levelling installation we recomended laying with spacers page 598  
Fuer eine korrekte Verlegung wird empfohlen, nivellierende Abstandshalter / Keile als Verlegehilfe zu verwenden. Seite 598  
Pour une pose plat nous Vous conseillons la pose avec croisillons nivelants, pag. 598

## PEZZI SPECIALI

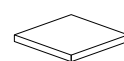
special pieces. pièces spéciales. Formteile



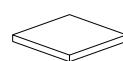
BATTISCOPA 7,5x60  
pc.box 15 ■ 24



GRADONE COSTA RETTA 33x60  
pc.box 6 ■ 87



ANGOLARE COSTA RETTA DX 33x30  
pc.box 2 ■ 87



ANGOLARE COSTA RETTA SX 33x30  
pc.box 2 ■ 87

Vendita solo a scatole complete  
To be sold as full box only  
Uniquement en boîtes entières  
Abnahme nur volle Pakete

FORMATO size /format/Formato	SCATOLE boxes /boites/Kartons			PALETTE pallets /palettes/Paletten		
	PZ.	MQ	KG	BOX	MQ	KG
30x60	6	1,08	25	40	43,2	1000
60x60	4	1,44	28,5	27	38,88	800
60x120	2	1,44	40	27	38,88	1080



Work  
60x60



RETTIFICATO  
Rectified - Rectifié - Rektifiziert  
UNI EN 14411 - G Bla



WORK INSERTO CUBE 1/2/3/4 BRONZO 60x60 ▲ 51

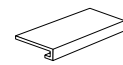


WORK INSERTO EDGE 1/2/3/4 SABBIA 60x60 ▲ 51

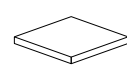
PEZZI SPECIALI  
special pieces. pièces spéciales. Formteile



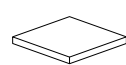
BATTISCOPA 7,5x60  
pc.box 15 ■ 24



GRADONE COSTA RETTA 33x60  
pc.box 6



ANGOLARE COSTA RETTA DX 33x30  
pc.box 2 ■ 87



ANGOLARE COSTA RETTA SX 33x30  
pc.box 2 ■ 87

Vendita solo a scatole complete  
To be sold as full box only  
Uniquement en boîtes entières  
Abnahme nur volle Pakete

FORMATO  
size / format / Formate

CM  
60x60



PZ.

SCATOLE  
boxes / boîtes / Kartons

MQ

KG



BOX

MQ

KG

PALETTE  
pallets / palettes / Paletten

4

1,44

28,5

27

38,88

800

## Work

60X60, 30X60, 60X120, 40X80, 80X80

Work ardesia 80x80  
Work inserto edge quarzo 80x80  
Work quarzo 40x80  
Work inserto cube cemento 80x80



## Work

80x80, 40x80



10 mm

RETTIFICATO  
Rectified - Rectifié - Rektifiziert  
UNI EN 14411 - G Bla



WORK QUARZO 40x80

▲ 55




WORK CEMENTO 40x80

▲ 55



WORK ARDESIA 40x80

▲ 55



WORK QUARZO 80x80

▲ 55



WORK CEMENTO 80x80

▲ 55



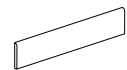
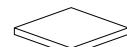
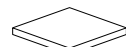
WORK ARDESIA 80x80

▲ 55

Per una posa planare si consiglia la posa con distanziatori, pag. 598  
For a levelling installation we recomended laying with spacers page 598  
Fuer eine korrekte Verlegung wird empfohlen, nivellierende Abstandshalter / Keile als Verlegehilfe zu verwenden. Seite 598  
Pour une pose plat nous Vous conseillons la pose avec croisillons nivelants, pag. 598

## PEZZI SPECIALI

special pieces. pièces spéciales. Formteile

BATTISCOPA 8x80  
pc.box 6 ■ 42GRADONE COSTA RETTA 33x60  
pc.box 6 ■ 87ANGOLARE COSTA RETTA DX 33x30  
pc.box 2 ■ 87ANGOLARE COSTA RETTA SX 33x30  
pc.box 2 ■ 87

Vendita solo a scatole complete  
To be sold as full box only  
Uniquement en boîtes entières  
Abnahme nur volle Pakete

FORMATO size /format/Formate	SCATOLE boxes /boites/Kartons			PALETTE pallets /palettes/Paletten		
	PZ.	MQ	KG	BOX	MQ	KG
40x80	4	1,29	25,16	48	61,92	1207
80x80	2	1,29	25,16	36	46,44	906





Work  
80x80



10 mm

RETTIFICATO  
Rectified - Rectifié - Rektifiziert  
UNI EN 14411 - G Bla

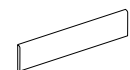


WORK INSERTO CUBE 1/2/3/4 CEMENTO 80x80

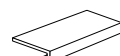
▲ 62

PEZZI SPECIALI

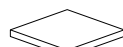
special pieces. pièces spéciales. Formteile



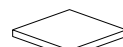
BATTISCOPA 8x80  
pc.box 6 ■ 42



GRADONE COSTA RETTA 33x60  
pc.box 6





ANGOLARE COSTA RETTA DX 33x30  
pc.box 2 ■ 87



ANGOLARE COSTA RETTA SX 33x30  
pc.box 2 ■ 87

Vendita solo a scatole complete  
To be sold as full box only  
Uniquement en boîtes entières  
Abnahme nur volle Pakete



WORK INSERTO EDGE 1/2/3/4 QUARZO 80x80

▲ 62

Per una posa planare si consiglia la posa con distanziatori, pag. 598  
For a levelling installation we recommended laying with spacers page 598  
Fuer eine korrekte Verlegung wird empfohlen, nivellierende Abstandshalter / Keile als Verlegehilfe zu verwenden. Seite 598  
Pour une pose plat nous Vous conseillons la pose avec croisillons nivelants, pag. 598

FORMATO size /format/Formato	SCATOLE boxes /boites/Kartons			PALETTE pallets /palettes/Paletten		
	PZ.	MQ	KG	BOX	MQ	KG
CM 80x80	2	1,29	25,16	36	46,44	906

Work

80x80, 40x80




▲ 10 mm

RETTIFICATO  
Rectified - Rectifié - Rektifiziert  
UNI EN 14411 - G Bla



WORK SABBIA 40x80

▲ 55



WORK SABBIA 80x80

▲ 55



WORK BRONZE 40x80

▲ 55



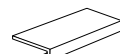
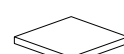
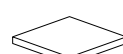
WORK BRONZO 80x80

▲ 55

Per una posa planare si consiglia la posa con distanziatori, pag. 598  
For a levelling installation we recomended laying with spacers page 598  
Fuer eine korrekte Verlegung wird empfohlen, nivellierende Abstandshalter / Keile als Verlegehilfe zu verwenden. Seite 598  
Pour une pose plat nous Vous conseillons la pose avec croisillons nivelants, pag. 598

## PEZZI SPECIALI

special pieces. pièces spéciales. Formteile

BATTISCOPA 8x80  
pc.box 6 ■ 42GRADONE COSTA RETTA 33x60  
pc.box 6 ■ 42ANGOLARE COSTA RETTA DX 33x30  
pc.box 2 ■ 87ANGOLARE COSTA RETTA SX 33x30  
pc.box 2 ■ 87

Vendita solo a scatole complete  
To be sold as full box only  
Uniquement en boîtes entières  
Abnahme nur volle Pakete


FORMATO size /format/Formato	SCATOLE boxes /boites/Kartons			PALETTE pallets /palettes/Paletten		
	PZ.	MQ	KG	BOX	MQ	KG
40x80	4	1,29	25,16	48	61,92	1207
80x80	2	1,29	25,16	36	46,44	906

Work  
80x80




± 10 mm

RETTIFICATO  
Rectified - Rectifié - Rektifiziert  
UNI EN 14411 - G Bla



WORK INSERTO CUBE 1/2/3/4 BRONZO 80x80

▲ 62



WORK INSERTO EDGE 1/2/3/4 SABBIA 80x80

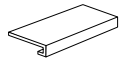
▲ 62

PEZZI SPECIALI

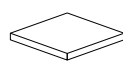
special pieces. pièces spéciales. Formteile



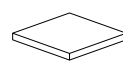
BATTISCOPA 7,5x60  
pc.box 15 ■ 24



GRADONE COSTA RETTA 33x60  
pc.box 6 ■ 87



ANGOLARE COSTA RETTA DX 33x30  
pc.box 2 ■ 87



ANGOLARE COSTA RETTA SX 33x30  
pc.box 2 ■ 87

Vendita solo a scatole complete  
To be sold as full box only  
Uniquement en boîtes entières  
Abnahme nur volle Pakete

FORMATO  
size /format/Formate



SCATOLE  
boxes /boites/Kartons



PALETTE  
pallets /palette/Paletten

CM	PZ.	MQ	KG	BOX	MQ	KG
80x80	2	1,29	25,16	36	46,44	906

Per una posa planare si consiglia la posa con distanziatori, pag. 598

For a levelling installation we recommended laying with spacers page 598

Fuer eine korrekte Verlegung wird empfohlen, nivellierende Abstandshalter / Keile als Verlegehilfe zu verwenden. Seite 598

Pour une pose plat nous Vous conseillons la pose avec croisillons nivelants, pag. 598